

VIVEKANAND MODERN ACADEMY

Chandrika Devi Road, Kathwara, Bakshi Ka Talab, Lucknow (U. P.)



The much-awaited summer break has started and it is the time we associate with fun, frolic, late mornings and long hours of play. But, summer vacation is so much more than T.V. shows and ice cream rolls. It's time to play and have fun INDOORS. Time to spend with kith and kin. Here we present the "Summer Vacation Activity List" and we hope you will make your holidays more interesting by doing these activities

As it is rightly said, "A life without love is like a year without summer"

Happy Holidays

Holiday Home Work

Session : 2025 – 26

Class : I , Section :


Student's Name :

English

1. Circle the noun from the list of words given below :

- | | | | |
|-----|--------|-------|-------|
| (a) | Play | Jump | Cat |
| (b) | Rishi | Table | Write |
| (c) | Dog | Sit | Eat |
| (d) | Monkey | Shirt | Run |

2. Write Opposite of the following :

(a)  Big

(b)  Day

(c)  Hot



3. Match the columns

(a) Eat

Leg



(b) Run

Nose



(c) Hear

Eye



(d) Smell

Mouth



(e) See

Ear



4. Use A / An in the following blanks :

(a)



_____ Mango

(b)



_____ Tomato

(c)



_____ Tree

(d)



_____ Apple

(e)



_____ Egg.

5. Write definition of Noun with examples on A4 paper.

6. Write First 10 pages handwriting in Cursive Handwriting Book.

7. Write Five lines about yourself.

8. Write Five lines about your family.

हिन्दी

1. अपनी हिंदी सुलेखन की पुस्तक में पृष्ठ 1 से पृष्ठ 20 तक का कार्य स्वयं सुंदर लेख में पूर्ण करें।

2. अभिभावकों की सहायता से प्रतिदिन पांच शब्दों का श्रुतलेख लिखें।

हिंदी - 1 नवीन संकल्प :

3. पृष्ठ संख्या 13, 15, 17, 21 का कार्य पूर्ण करें ।

4. आठ पंक्तियों की कविता याद करें।

5. (ई ि) एवं (उ ु) की मात्रा के 10 - 10 शब्द अपनी कॉपी पर लिखें।

हिंदी - 2 (हिंदी व्याकरण एवं रचना)

6. पाठ 2 एवं 3 को पढ़कर कठिन शब्दों को लिखिए।

7. भाषा की परिभाषा एवं रूप याद करें।
8. मात्राओं एवं विलोम शब्दों का एक चार्ट बनाइये।
9. स्वयं के बारे में (स्वपरिचय) आठ वाक्य लिखिए।
10. अपने परिवार के बारे में पाँच वाक्य लिखिए।

Environmental Science

1. Paste pictures of Sense organs. Write the usage of each.
2. Paste pictures of Means of transport (Air, Water, Land). Write Two Sentences about each.
3. Make a Family Tree on A4 size sheet and paste photographs of your family members in it.
4. Learn all the work done in book and notebook.




Note: Do the above - mentioned work on punch paper.

Computer









1. Make a Computer Monitor on Thermocol and colour it.
2. Paste the picture of all parts of a computer and write two sentences about each.
3. Read Chapter 1 To 3 and mark difficult words in the book.

Mathematics



1. Tick (✓) the correct and (X) cross the small :

<p>(a)  _____</p> <p>(b)  _____</p> <p>(c)  _____</p>	<p> _____</p> <p> _____</p> <p> _____</p>
--	--

2. Draw a line to match the same shapes :

<p>(a) </p> <p>(b) </p> <p>(c) </p> <p>(d) </p>	<p> Rectangle</p> <p> Triangle</p> <p> Circle</p> <p> Square</p>
---	--

3. Count and write :

<p>(a) </p> <p>(b) </p>	<p>_____</p> <p>_____</p>
---	---------------------------

(c)



(d)



4. Write the value of tens and ones of the given numbers :

54 - _____ TENS _____ ONES

36 - _____ TENS _____ ONES

48 - _____ TENS _____ ONES

11 - _____ TENS _____ ONES

74 - _____ TENS _____ ONES

96 - _____ TENS _____ ONES

88 - _____ TENS _____ ONES

29 - _____ TENS _____ ONES

5. Write two examples of each shape around us :

(a) Rectangle :

(b) Triangle :

(c) Circle :

(d) Square :

6. Fill in the missing numbers. (Numbers 1 To 100)

1	2			5			8	9	10
	12	13	14		16	17			
21				25	26		28	29	30
	32	33				37			40
41	42		44		46		48		
		53		55				59	60
61	62			65	66		68		
		73			76			79	
	82		84				88		90
91		93		95				99	

7. What number comes in between? (Numbers Upto 40)

26 ____ 28 13 ____ 15 20 ____ 22

23 ____ 25 25 ____ 27 27 ____ 29

15 ____ 17 16 ____ 18 18 ____ 20

11 ____ 13 14 ____ 16 31 ____ 33

38 ____ 40 22 ____ 24 24 ____ 26

34 ____ 36 10 ____ 12 37 ____ 39

8. Write >, < or =

32 43 13 18

47 25 36 93

25 52 22 22

10 9 40 39

56 75 83 11

64 46 14 41

45 45 79 71

12 16 32 35


9. Fill in the correct tens & ones for the given numbers.

<input type="text"/>	tens and	<input type="text"/>	ones	=	37
<input type="text"/>	tens and	<input type="text"/>	ones	=	43
<input type="text"/>	tens and	<input type="text"/>	ones	=	81
<input type="text"/>	tens and	<input type="text"/>	ones	=	72
<input type="text"/>	tens and	<input type="text"/>	ones	=	44
<input type="text"/>	tens and	<input type="text"/>	ones	=	56
<input type="text"/>	tens and	<input type="text"/>	ones	=	87
<input type="text"/>	tens and	<input type="text"/>	ones	=	10
<input type="text"/>	tens and	<input type="text"/>	ones	=	24

10. Learn & Write Tables from 2 To 5.

11. Learn & Write Numbers' Names From 1 To 50.

General Knowledge

1. Make a chart on National Symbols of India (Bird, Animal, Fruit, Game, Tree, Flower)
2. Make a traffic  light using cardboard.
3. Fill exercises of the book till Page No. 25
4. Write the following questions in your copy and learn them.
 - (a) What is the national flower of India?
Ans. Lotus
 - (b) What is the national animal of India?
Ans. Tiger
 - (c) What is the national bird of India?
Ans. Peacock
 - (d) What do we call national flag of India?
Ans. Tiranga.
 - (e) Learn all the work done in book and notebook.

ART

1. Art book -Do Page No 4 to 8.
2. Art copy – Draw and colour the following : Umbrella, Ball, Fish.

CRAFT

1. Make a photo frame with the help of Ice – Cream Sticks..
2. By Paper folding, make Owl & Octopus.

ART INTEGRATED MULTI – DISCIPLINARY PROJECT

Theme: “My Colourful India”

Subjects Integrated: 1. EVS (Environmental Studies) 2. English 3. Mathematics
4. Hindi 5. Art & Craft

Project Title: “Festivals and Culture of India”

Subject-Wise Integration and Activities:

1. EVS : Topic: *Our Festivals*

- **Activity:** Paste pictures/drawings of 4 major Indian festivals (Diwali, Holi, Eid, Christmas) and name the food/dress/decoration used.

2. English:

- **Activity:** Write five lines about your favourite festival and write simple sentences like “I like Diwali. We light lamps.”
- Picture-word matching (e.g., Picture of Santa – “Christmas”).

3. Mathematics:

- **Activity:** Count and colour diya shapes or balloons up to 20.

4. Hindi:

- **Activity:** Draw and label (in Hindi) 3 things seen during Holi or Diwali.

5. Art & Craft:

- **Activity:** Make a festive greeting card or a paper lantern (Diya or Eid moon).

Presentation: All work to be compiled in a handmade folder or scrapbook titled “My Green World”.

Dear Children

- ☞ **The homework has to be done separately subject wise in note books, beautifully.**
- ☞ **Enjoy the activities given. Do not rush to complete in one go.**

